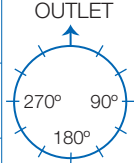


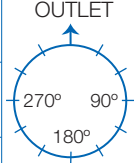
Chamber listing _____ / _____ 20____ Order/ Tender request

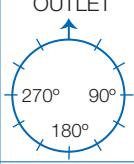
Customer	Order number
Delivery address	ZIP code
Contact person	Phone number
Whole seller and contact person	Wanted deliverytime
Delivery method: <input type="checkbox"/> Pickup <input type="checkbox"/> Delivery to site	

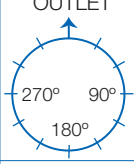
*) Height of the chamber is announced by meter from media flow channel bottom to soil surface

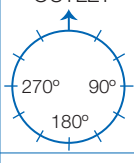
**) Pipe type 1. Smooth PVC, 2. DW Pragma 3. DW Tuplavahva 4. DW Drainagepipe 5. _____

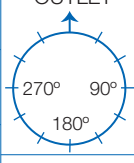
Wells number	Wells type	Type	Pipe type **	Size/ OD	Height cm from flow channel	Angle degrees	Fall cm/m
pc		Outlet					
		Inlet 1					
Outer diameter		Inlet 2					
		Inlet 3					
Height*		Inlet 4					
Sandtrap: _____m Standard <input type="checkbox"/> Ball bottom <input type="checkbox"/> No <input type="checkbox"/>							
With out telescope <input type="checkbox"/> With telescope <input type="checkbox"/> Telescope riser 0,75m <input type="checkbox"/> _____m							
Cover: Cover <input type="checkbox"/> Grate <input type="checkbox"/> Plastic cover <input type="checkbox"/> Stainless steel cover <input type="checkbox"/>							
Accessories: Water lock <input type="checkbox"/> Flush pipe <input type="checkbox"/> Frost protection <input type="checkbox"/>							
Cover seal <input type="checkbox"/>							
More information:							

Wells number	Wells type	Type	Pipe type **	Size/ OD	Height cm from flow channel	Angle degrees	Fall cm/m
pc		Outlet					
		Inlet 1					
Outer diameter		Inlet 2					
		Inlet 3					
Height*		Inlet 4					
Sandtrap: _____m Standard <input type="checkbox"/> Ball bottom <input type="checkbox"/> No <input type="checkbox"/>							
With out telescope <input type="checkbox"/> With telescope <input type="checkbox"/> Telescope riser 0,75m <input type="checkbox"/> _____m							
Cover: Cover <input type="checkbox"/> Grate <input type="checkbox"/> Plastic cover <input type="checkbox"/> Stainless steel cover <input type="checkbox"/>							
Accessories: Water lock <input type="checkbox"/> Flush pipe <input type="checkbox"/> Frost protection <input type="checkbox"/>							
Cover seal <input type="checkbox"/>							
More information:							

Wells number	Wells type	Type	Pipe type **	Size/ OD	Height cm from flow channel	Angle degrees	Fall cm/m
pc		Outlet					
		Inlet 1					
Outer diameter		Inlet 2					
		Inlet 3					
Height*		Inlet 4					
Sandtrap: _____m Standard <input type="checkbox"/> Ball bottom <input type="checkbox"/> No <input type="checkbox"/>							
With out telescope <input type="checkbox"/> With telescope <input type="checkbox"/> Telescope riser 0,75m <input type="checkbox"/> _____m							
Cover: Cover <input type="checkbox"/> Grate <input type="checkbox"/> Plastic cover <input type="checkbox"/> Stainless steel cover <input type="checkbox"/>							
Accessories: Water lock <input type="checkbox"/> Flush pipe <input type="checkbox"/> Frost protection <input type="checkbox"/>							
Cover seal <input type="checkbox"/>							
More information:							

Wells number	Wells type	Type	Pipe type **	Size/ OD	Height cm from flow channel	Angle degrees	Fall cm/m
pc		Outlet					
		Inlet 1					
Outer diameter		Inlet 2					
		Inlet 3					
Height*		Inlet 4					
Sandtrap: _____m Standard <input type="checkbox"/> Ball bottom <input type="checkbox"/> No <input type="checkbox"/>							
With out telescope <input type="checkbox"/> With telescope <input type="checkbox"/> Telescope riser 0,75m <input type="checkbox"/> _____m							
Cover: Cover <input type="checkbox"/> Grate <input type="checkbox"/> Plastic cover <input type="checkbox"/> Stainless steel cover <input type="checkbox"/>							
Accessories: Water lock <input type="checkbox"/> Flush pipe <input type="checkbox"/> Frost protection <input type="checkbox"/>							
Cover seal <input type="checkbox"/>							
More information:							

Wells number	Wells type	Type	Pipe type **	Size/ OD	Height cm from flow channel	Angle degrees	Fall cm/m
pc		Outlet					
		Inlet 1					
Outer diameter		Inlet 2					
		Inlet 3					
Height*		Inlet 4					
Sandtrap: _____m Standard <input type="checkbox"/> Ball bottom <input type="checkbox"/> No <input type="checkbox"/>							
With out telescope <input type="checkbox"/> With telescope <input type="checkbox"/> Telescope riser 0,75m <input type="checkbox"/> _____m							
Cover: Cover <input type="checkbox"/> Grate <input type="checkbox"/> Plastic cover <input type="checkbox"/> Stainless steel cover <input type="checkbox"/>							
Accessories: Water lock <input type="checkbox"/> Flush pipe <input type="checkbox"/> Frost protection <input type="checkbox"/>							
Cover seal <input type="checkbox"/>							
More information:							

Wells number	Wells type	Type	Pipe type **	Size/ OD	Height cm from flow channel	Angle degrees	Fall cm/m
pc		Outlet					
		Inlet 1					
Outer diameter		Inlet 2					
		Inlet 3					
Height*		Inlet 4					
Sandtrap: _____m Standard <input type="checkbox"/> Ball bottom <input type="checkbox"/> No <input type="checkbox"/>							
With out telescope <input type="checkbox"/> With telescope <input type="checkbox"/> Telescope riser 0,75m <input type="checkbox"/> _____m							
Cover: Cover <input type="checkbox"/> Grate <input type="checkbox"/> Plastic cover <input type="checkbox"/> Stainless steel cover <input type="checkbox"/>							
Accessories: Water lock <input type="checkbox"/> Flush pipe <input type="checkbox"/> Frost protection <input type="checkbox"/>							
Cover seal <input type="checkbox"/>							
More information:							